



The Sunbeam

A newsletter for missionary kids 12 and under

Editor-Cylinda Nickel

The red shoes...

It's August! For most of you that means it's time to head back to your home away from home-school! I can still recall the smell of my new notebooks, pencils, pens, and a shiny red zippered pencil case.

I was ready to face my first day at my new school. I had on a great new dress complete with matching red patent bowed shoes. I couldn't wait. I was in Wisconsin going into the 5th grade as my parents were starting on deputation. My brother Steve and I lived with my grandparents while my parents traveled.

Finally the day arrived, I put on my backpack and headed out the door. I was sure it wouldn't be too hard to find Mr. Styba's class as Mom, Grandma and I had already taken the school tour.

My hands began to sweat as I rounded the corner to my new room. I walked in and immediately knew

that the red, white and blue dress was a mistake. Not only that but I hadn't counted on my shoes being quite so slippery as I slid into my new desk. Thankfully the desks were pre-assigned so I didn't have to worry about being the one sitting alone. Still I noticed that I had suddenly become quite the spectacle as all of the other students were smartly dressed in their jeans, t-shirts, and tennis shoes. Note to self- tomorrow wear my St. Croix T-shirt and my proked sneakers.

Yes, my first days at Cochrane-Fountain City School were kind of bleary. I spent most of my lunch hours hiding in the library behind a book.

Gradually, I began making friends and was even a chosen line leader. I recall leaving for our Christmas break and hugging my friends promising that I would call over our vacation. After all, I had led my class in the forming the winning ice sculpture-a lizard-just like the ones we had in St. Croix.

My new school wasn't so bad after all. Many of you will have a new classroom full of kids you have never met before. Perhaps you will be traveling on deputation and will be meeting new kids every night. Wherever you will be starting your school year- HE will be with you. The scripture that I loved when going to the 5th grade was "...and there is a friend that sticketh closer than a brother" Ps. 18:22. Jesus goes with you in every new situation.



You're a Missionary...

We want to give you a chance to share how you are involved with your parents ministry.

In the past I have known that some of you teach Sunday school to your friends, or set up the chairs before service, or maybe you help with your younger

brother or sister during the church service.

Maybe you sing specials during services or do great drawings of Bible Stories.

Please email us some of the things you like to help your parents with and we will print them

in the October newsletter. All entries have to be emailed by August 31st.



The Sunbeam

4201 Swan Sea Ct.
Monroe, NC 28110
MKSunbeam@msn.com

August 2002

August's Memory Verse:

"In all thy ways acknowledge him and he shall direct thy paths"

Proverbs 3:6

Inside this issue:

School of Missions	2
Pass the ice cubes	2
August Birthdays	2
Tongue Twisters	3
Nature Corner	3
Make a jean book bag	4
Book Marks	4

School of Missions...

It's School of Missions time and we are excited for the 11 Juniors who will be attending this year:


Kameron Burgess
James Corbin
Rachel Drost
Sarah Drost
Eric Nix
Alyssa Nix

Daniel Sedra
Angelica Starin
Alexander Starin
Devin Wilkerson
Makayla Willoughby

They will be having two weeks of fun and learning at the Lake Williamson Christian Center. Let's remember to pray for them as they learn more about Jesus.

This year Melissa Landaw, who is also an older MK, will be helping with the class also.

We love School of Missions!



Pass the ice cube please...


COOL-OFF QUOTIENT:
5 ice cubes

WHAT YOU NEED: A large tub or a wading pool, filled with water and lots of ice cubes, plus a plastic bowl or bucket for each participant.

HOW TO PLAY:

Players sit around the edge of the wading pool or large tub with their feet poised over the water. At the word "Go," players race to move ice cubes out of the water and into their bowls within a design-

ated time period. The catch is, they can only use their feet. The winner by a foot, of course, is the person who has the most ice cubes in his bowl when the time is up.



August Birthdays...

Happy Birthday to:

Stephanna Bennett-August 28th

Joshua Doan-August 19th

Sarah Gordon-August 14th

Nathaniel Guinn-August 7th

Hannah Harris-August 16th

Jason Lucas-August 28th

Jason Rhoads-August 25th

Caylie Williams-August 3rd

Alana Weber-August 8th




Happy Birthday!

-It's your day to celebrate the wonder, the joy and the heavenly delight of all God created You to be! -

Tongue Twisters...

Three tied toads tied together tried to trot to town.



She shouldn't shake the salt shakers, should she?



Betty brought butter but the butter was bitter so Betty bought better butter to make the bitter butter better.



Does God Laugh?

Have you ever noticed how each of us laughs differently? Some people just giggle and some people belly laugh. Some people have a really tiny little laugh.

Laughter is a strange thing. It's contagious! We catch it from people around us. We catch joy in the same way; by being around other people who are joyful. In Zephaniah 3:17

we learn that God is rejoicing about us! We make him feel happy enough to rejoice! Isn't that wonderful? God gives us his joy, and he wants us to pass that joy on to others. To help you to pass his joy on why don't you do a chore at home today without your Mom or your Dad asking you to do it. See how happy this makes your parents.

Isn't it great to know that we make others around us happy just by who we are? God does smile when he thinks of us? Does he laugh? I think he does every day!!

"The Lord your God is with you, he is might to save. He will take great delight in you, he will quiet you with his love, he will rejoice over you with singing."
Zephaniah 3:17

Nature Corner- The cheetah

Cheetahs are the fastest runners in the cat family. They live in Africa and in parts of Asia.

Female cheetahs have 3 to 5 cubs in a litter. They stay with their mother until they are 12 to 20 months old.

When a cheetah becomes an adult

they can run at speeds of 70 miles an hour. It usually only required half of that speed to catch it's prey.

They have excellent eyesight and they usually hunt at night. They will sometimes perch on high places and watch for



Cheetahs

After an attack it takes a cheetah up to a 1/2 hour to catch their breath so they can stop and eat their prey.

prey. They eat small to medium animals.

Cheetahs weigh 86 to 143 pounds. Their head is 44-55 inches and their tail is 26-33 inches long. They can pounce 23 feet at a time. They are God's fast runners.

Book Marks

*Get Ready to go
back to school
with these neat
projects that will
brighten up your desk!*



MATERIALS

- Construction paper or poster board
- Scissors or pinking shears

OPTIONAL

- Tassel, ribbon or braided material
- Stickers
- Rubber stamps and ink pad
- Magazine cutouts
- Graph paper
- Markers or colored pencils
- Spare personal photographs
- Glue
- Glitter
- Clear, self-adhesive paper

For each bookmark, begin with a piece of construction paper or poster board 6 inches long and 1- to 2-inches wide. For wavy or jagged edges, cut the paper with pinking shears. You can cover the bookmark with clear, self-adhesive paper for a glossy finish. You also can punch a hole in the top of the bookmark and tie on a tassel, rib-

The blue jean bag...

I know it's never easy for your Dad to part with his favorite pair of jeans. But just maybe you can get your Mom to find his oldest pair to make this project. This is an easy project to make a neat book bag.

First, zip the jeans and turn them inside out. With a pair of fabric scissors (a parent's job), cut off both jean legs 3

inches from the crotch. Next, fold the cutoff jeans, matching up the side seams as you would to press front and back leg pleats.

Using a sewing machine (or a close, even hand stitch), sew closed each leg opening 1 inch from the cut edge.

Then, trim the denim 1/2 inch from the stitching. Turn the jeans right-side out.

For a handle, thread a cotton belt through the belt loops and tie the ends together.

